




Sample NO: SY-TY-2022




Sample NO: SY-CV-2022



Sample NO: SY-BV-2022



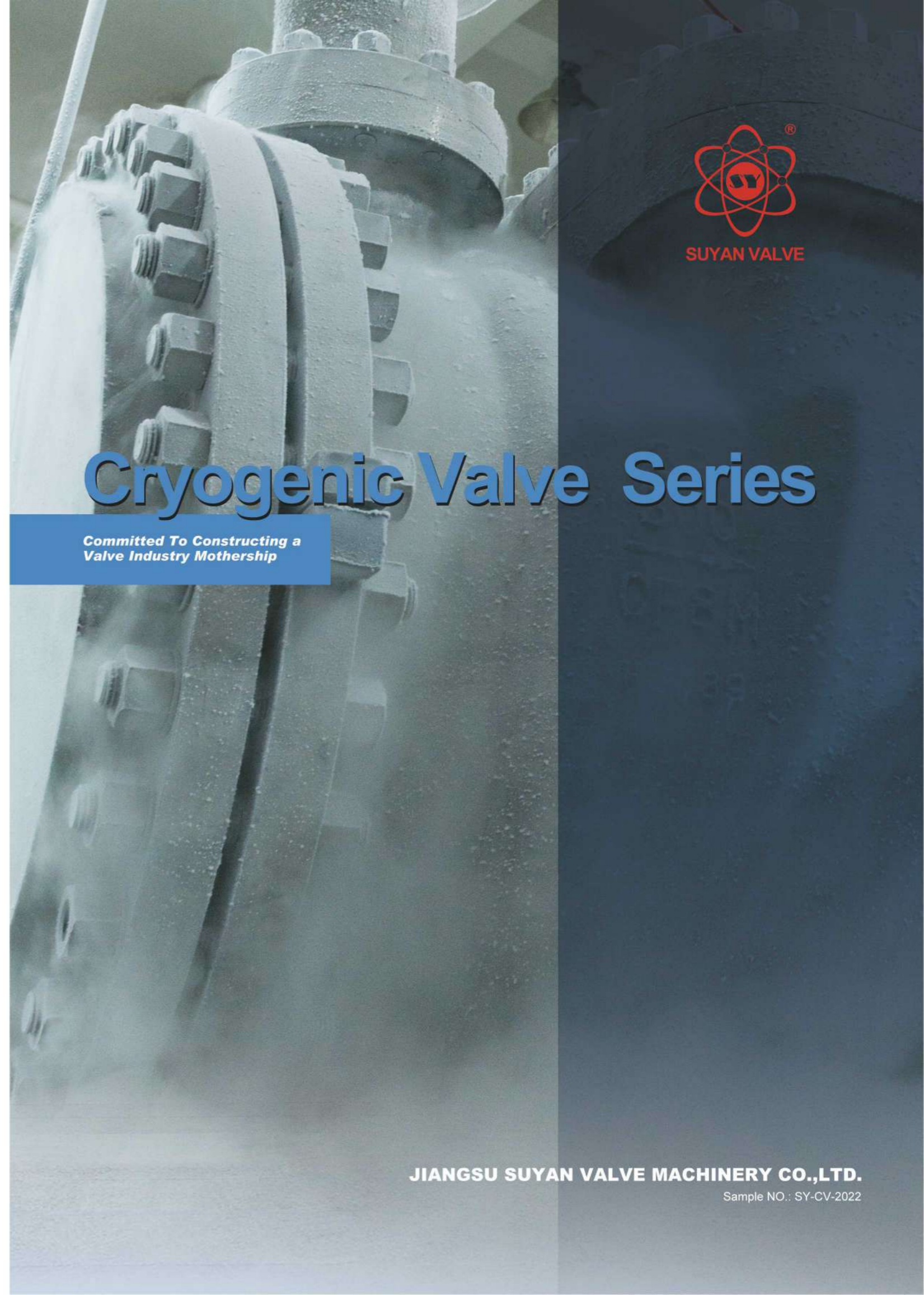
Sample NO: SY-CF-2022



Sample NO: SY-PV-2022



Sample NO: SY-JKZZ-2016



Cryogenic Valve Series

Committed To Constructing a Valve Industry Mothership

JIANGSU SUYAN VALVE MACHINERY CO.,LTD.


ADD: No. 28, Century Avenue, North District, Binhai County Industrial Park,
Yancheng City, Jiangsu Province
TEL: 0515-84194555 FAX: 0515-84199808 E-mail:hai977@126.com

www.suyangroup.com

JIANGSU SUYAN VALVE MACHINERY CO.,LTD.

Sample NO.: SY-CV-2022

SUYAN VALVE



Chairman: Mr. ZhengHai Han

Delegates in Jiangsu Peoples Congress

Party representative in Jiangsu Province

Jiangsu Model Worker

Vice-Chairman of China General Machinery Industry Association

Executive Vice president of Jiangsu Valve Industry Association

President of Yancheng Petroleum Machinery Industry Association

Committee Member of National Valve Standardization Technical Committee

Comprehensive Fluid Control Solutions

CONTENT



DIRECTORY

Company Profile	01
Quality Assurance	03
Cast&forged Workshop	05
Data Management	07
Production Equipment	09
Cryogenic Valve	13
Valued Customers	15
Cryogenic Ball Valve	17
Cryogenic Trunnion Mounted Ball Valve	20
Cryogenic Gate Valve	24
Cryogenic Globe Valve	28
Cryogenic Check Valve	32
Memo	36



送审稿

Tel:400-633-5118

COMPANY PROFILE



SUYAN VALVE



The Registered Capital is 310 million RMB,
Total assets of 5 billion RMB,
Covering an area of 80 hectares,
The building area is 320,000 square meters,
Existing staff of 1300 people.



National high-tech enterprise, National special special new "little giant" enterprise
National Postdoctoral Research Station,
National intellectual property advantage enterprise
Provincial Enterprise Technology Center,
Provincial Engineering Research Center
Provincial Graduate Workstation
Jiangsu boutique enterprise
Qualified Supplier of CNNC

More than 1,000 sets of sophisticated manufacturing equipment
520 sets of testing equipment
Set up a national laboratory

Developed more than 300 new products
65 national invention patents
310 utility model patents
Participated in the drafting and revision of 43 standards

since 1991



The sales market covers China End Users PetroChina, Sinopec, CNOOC and global customers. Provide fast after-sales service, distributed all over the country and around the world.




Tel:400-633-5118

QUALITY ASSURANCE



Detection test project is complete

SUYAN sequent imported production line such as most advanced digital control workstation, touchable induction three-coordinate digital instrument (made in USA), portable spectrum analyzer, ultra-low temperature detecting system, vacuum & micro-leakage detecting system and NDT instrument including ultrasonic detector etc. the advanced equipment and professional QC inspector jointly guarantee the high quality of product.



CAST&FORGED WORKSHOP



As one of the pressure-bearing equipment for fluid control pipelines, the quality of valve body is the most important for the life and personnel environmental safety, especially in the conditions of high temperature and pressure. Therefore, valves are always critical. The customer needs to pre-quality the first certified material before approving the valve manufacturer as a cooperative supplier.



Casting production line

Coated sand production line



Tel:400-633-5118

DATA MANAGEMENT



Automatic
Production
Line



The advanced hard facilities ensure
SUYAN to be at best position during
market competition.

MES
Management
System




送审稿

Tel:400-633-5118



SUYAN is fitted with precise numerical control machine tools and processing center, advanced equipments testing instruments, superior technology, consummate quality control system, professional elite and outstanding scientific research team. We fully use wtechnology, new workmanship and new materials to ensure the dependability of products.

MACHINING CENTER



PRODUCTION EQUIPMENT



Fully CNC Automation

Fully CNC, automatic production process to bring high precision, high quality stable and reliable products High-tech equipment, professional team, to ensure excellent product quality



送审稿

Tel: 400-633-5118



Committed to providing customers with quality products and services

SUYAN refinement of the accuracy of the pursuit of production. Constantly improve the lean production mode, including every parts, are strictly according to standard meticulously, ensure that the products of high quality.



送审稿

Tel:400-633-5118

VALUED CUSTOMERS



RESOURCES GAS	TIANLI GAS	PETROBRAS	SINOPEC ENGINEERING
WISON	ENERGAS	SHAANGU	WISON
XINHUA CHEMICAL	FURUI SE	CNMIC	HGMRI
TCC	DATANG ENERGY	CTCI	سابك SABIC
BAYER	LIAHERD	CNWG	ZJ UNIVERSITY

We Have Provided Matching Service For Many National And Foreign Stress Projects



Quality engineering long-lasting quality

Under many years brand operating and aborative exercising, the strength and credit of company are increasing steadily, at present Su Yan has been China petrification group material equipment company; China petrol & natural gas group company; China Aluminum Group company and the pointing member unit of China Sea Petroleum, metallurgy and steel-making, electricity system. SuYan brand series valves are sold to such over 10 countries and areas, welcomed by vast customers.

SINOPEC	CNPC	SNPTC	CNOOC	SINOCEM	CHEMCHINA	
CSSC	CGDC	CRECG	CHALCO	CHINA XD	SHENHUA GROUP	CHINAGAS
CMCC	SINOPHARM	BAOSTEEL	BAOGANG GROUP	ANGANG STEEL	SHOUGANG STEEL	BEIJING GAS
BEIJING GAS	XINAO GAS	TOWNGAS	GUANGZHOU GAS	SHANGHAI GAS	XINJIANG GAS	SHENYANG GAS



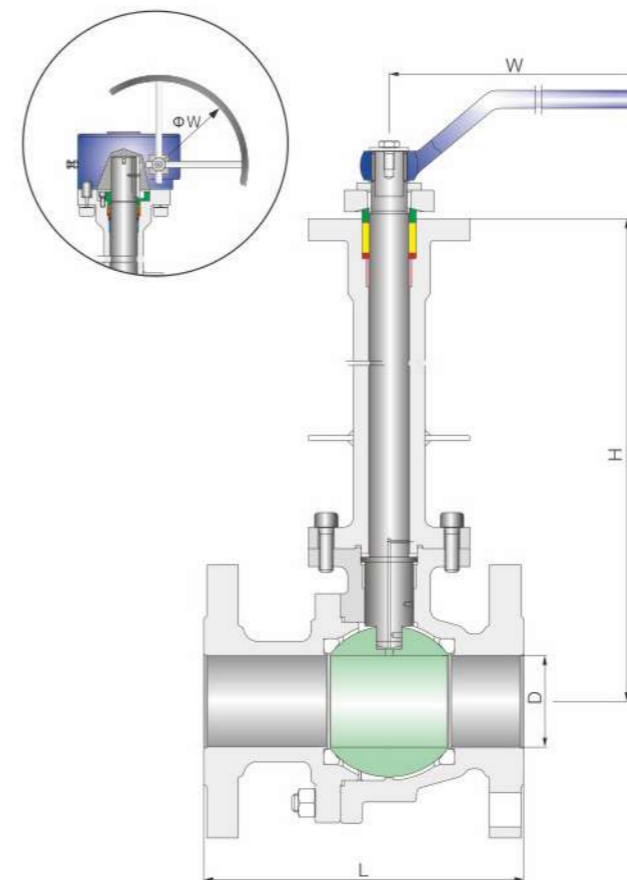
Cryogenic Ball valve

Design Features

- Side Entry or Top Entry
- Design In Accordance With ASME B16.34, API 608, BS 6364
- 6 ~8" Gear Operation
- Low Torque Performance
- Blowout-proof Stem
- Fire Safe Tested Design
- Low Emission Design
- Anti-static Device
- Vent holds on the Ball to Meet Cavity Pressure Relief
- Lockable Device



150LB 300LB



STANDARD MATERIAL

PART	MATERIAL
Body	ASTM A351 CF8/CF8M
Closure	ASTM A351 CF8/CF8M
Ball	ASTM A182 F304/F316
Seat	PCTFE
Stem	ASTM A182 F304/F316
Gasket	SPW SS304+Graphite/SPW SS316+Graphite
Bolt	ASTM A193 B8/B8M
Spring	SS304/SS316
Small Ball	SS304/SS316
Cap Screw	ASTM A193 B8/B8M
Yoke	ASTM A351 CF8/CF8M
Packing	Graphite
Gland	ASTM A276 304/316
Gland Flange	ASTM A351 CF8/CF8M
Retaining Ring	SS304/SS316
Lever/Gear box	ASTM A216 LCB/ASTM A352 LCB

STANDARD MATERIAL DIMENSIONS

150LB

Size		D		L		H		W		Weight	
in	mm	in	mm	in	mm	in	mm	in	mm	lb	kg
1/2	15	0.51	13	4.25	108	12.83	326	6.50	165	8.82	4
3/4	20	0.75	19	4.61	117	13.23	336	8.46	215	11.02	5
1	25	0.98	25	5.00	127	13.50	343	8.46	215	15.43	7
1-1/2	40	1.50	38	6.50	165	16.38	416	13.78	350	39.68	18
2	50	2.01	51	7.01	178	17.01	432	16.93	430	48.50	22
3	80	2.99	76	7.99	203	19.92	506	32.09	815	94.80	43
4	100	4.02	102	9.02	229	23.70	602	32.09	816	180.78	82
6	150	5.98	152	15.51	394	29.09	739	*19.69	*500	396.83	180
8	200	7.99	203	17.99	457	30.83	783	*23.62	*600	509.27	231

300LB

Size		D		L		H		W		Weight	
in	mm	in	mm	in	mm	in	mm	in	mm	lb	kg
1/2	15	0.51	13	5.51	140	12.83	326	6.50	165	8.82	4
3/4	20	0.75	19	5.98	152	13.39	340	8.46	215	11.02	5
1	25	0.98	25	6.50	165	13.66	347	8.46	215	15.43	7
1-1/2	40	1.50	38	7.48	190	16.54	420	13.78	350	39.68	18
2	50	2.01	51	8.50	216	17.24	438	16.93	430	48.50	22
3	80	2.99	76	10.72	282	20.31	516	32.09	815	94.80	43
4	100	4.02	102	11.10	305	24.21	615	32.09	815	180.78	82
6	150	5.98	152	15.87	403	31.06	789	*23.62	*600	396.83	180
8	200	7.99	203	19.76	502	33.19	843	*27.56	*700	593.04	269

* Gear box

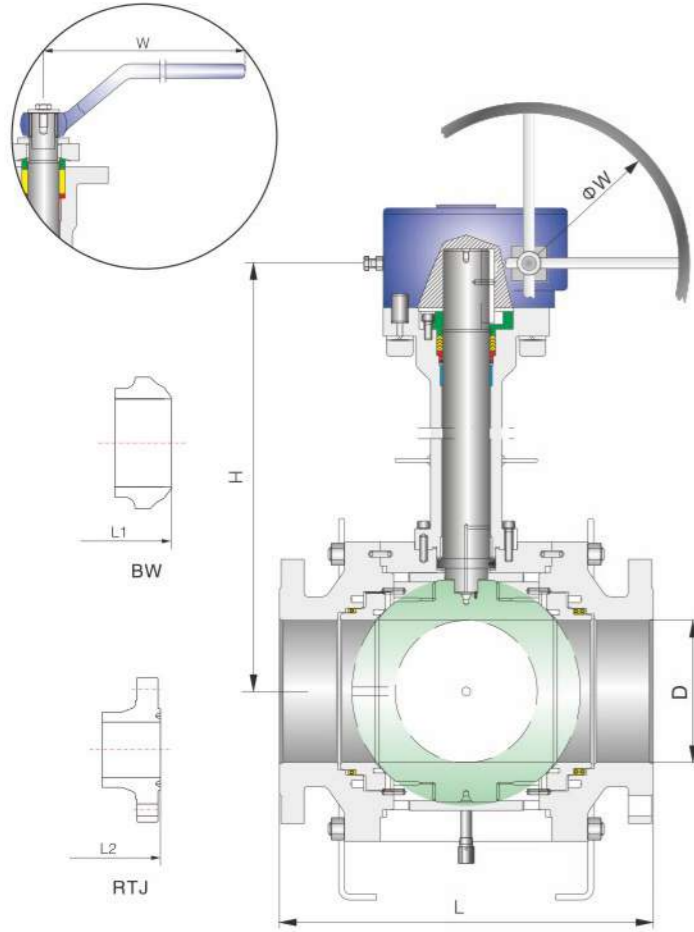


TRUNNION MOUNTED BALL VALVE



SUYAN VALVE

150LB



STANDARD MATERIAL

PART	MATERIAL
Body	ASTM A182 F304/F316
Closure	ASTM A182 F304/F316
Ball	ASTM A182 F304/F316
Stem	ASTM A182 F304/F316
Seat Import	ASTM A182 F304/F316
Seat Export	ASTM A182 F304/F316
Weather Seal Ring	PCTFE
Fixed block	ASTM A182 F304/F316
Trunnion Alignment Pin	SS304/SS316
Extended Bonnet	SS304/SS316
Platen	SS304/SS316
Gland	SS304/SS316
Body Bolt	ASTM A193 B8/B8M
Body Nut	ASTM A194 8/8M
Screw	ASTM A193 B8/B8M
Straight pin	SS304/SS316
Key	ASTM A276 304/316
Body Gasket	SS+Graphite
Packing	Graphite
Vent Valve	SS304/SS316
Spring	SS304/SS316
Steel Ball	SS304/SS316
Lifting Lug	Stainless Steel
Support Frame	Stainless Steel
Drain Valve	SS304/SS316
Straight Pin	ASTM A276 304/316
Bolt	ASTM A193 B8/B8M
Lipseal	PCTFE ELGILOY

SIDE ENTRY DIMENSIONS

Size	D		L(RF-BW)		H		W		Weight		
in mm	in	mm	in	mm	in	mm	in	mm	lb	kg	
2	50	1.93	49	7.01	178	18.58	472	14.96	380	77.16	35
3	80	2.91	74	7.99	203	23.27	591	17.71	450	202.83	92
4	100	4.02	102	9.02	229	26.30	668	17.71	450	246.92	112
6	150	5.98	152	15.51	394	33.31	846	11.81	*300	535.72	243
8	200	7.99	203	17.99	457	37.32	948	11.81	*300	765.00	347
10	250	10.00	254	20.98	533	40.71	1034	11.81	*300	1223.57	555
12	300	12.01	305	24.02	610	42.05	1068	19.67	*500	2001.80	908
14	350	13.27	337	27.01	686	45.43	1154	23.62	*600	2947.58	1337
16	400	15.24	387	30.00	762	46.69	1186	23.62	*600	4193.19	1902
18	450	17.24	438	34.02	864	71.26	1810	23.62	*600	5022.13	2278
20	500	19.25	489	35.98	914	79.53	2020	23.62	*600	7561.86	3430
22	550	21.26	540	40.00	1016	85.43	2170	31.50	*800	10780.60	4890
24	600	23.27	591	42.01	1067	97.24	2470	35.43	*900	13243.17	6007
26	650	25.00	635	45.00	1143	98.43	2500	35.43	*900	15652.82	7100
28	700	27.01	686	49.02	1245	99.80	2535	35.43	*900	17782.66	7930
30	750	29.02	737	50.98	1295	102.76	2610	35.43	*900	17747.21	8050
32	800	30.75	781	54.02	1372	104.72	2660	35.43	*900	21847.81	9910
34	850	32.76	832	57.99	1473	105.39	2677	35.43	*900	22707.61	10300
36	900	34.49	876	60.00	1524	106.89	2715	35.43	*900	24250.85	11000

* Gear box

TRUNNION MOUNTED BALL VALVE



SUYAN VALVE

300LB 600LB 900LB 1500LB 2500LB

300LB

Size	D		L(RF)		H		W		Weight		
in mm	in	mm	in	mm	in	mm	in	mm	lb	kg	
2	50	1.93	49	8.50	216	18.58	472	14.96	380	110.23	50
3	80	2.91	74	11.10	282	23.27	591	17.71	450	244.71	111
4	100	4.02	102	12.01	305	26.30	668	23.62	600	317.47	144
6	150	5.98	152	15.87	403	33.31	846	*11.81	*300	586.43	266
8	200	7.99	203	19.76	502	37.32	948	*11.81	*300	1144.20	519
10	250	10.00	254	22.36	568	40.71	1034	*15.75	*400	1351.44	613
12	300	12.01	305	25.51	648	42.05	1068	*19.67	*500	2416.28	1096
14	350	13.27	337	30.00	762	45.43	1154	*23.62	*600	3053.42	1385
16	400	15.24	387	32.99	838	46.69	1186	*23.62	*600	4276.99	1940
18	450	17.24	438	35.98	914	71.26	1810	*23.62	*600	5070.66	2300
20	500	19.25	489	39.02	991	79.53	2020	*31.50	*800	7881.57	3575
22	550	21.26	540	42.99	1092	85.43	2170	*31.50	*800	11122.38	5045
24	600	23.27	591	45.00	1143	97.24	2470	*31.50	*800	13767.94	6245
28	700	27.01	686	52.99	1346	100.00	2540	*35.43	*900	17901.63	8120
30	750	29.02	737	55.00	1397	104.72	2660	*35.43	*900	20062.17	9100
32	800	30.75	781	60.00	1524	105.79	2687	*35.43	*900	23148.66	10500
34	850	32.76	832	64.02	1626	106.46	2704	*35.43	*900	24250.98	11000
36	900	34.49	876	67.99	1727	107.99	2743	*35.43	*900	28660.24	13000

600LB

Size	D		L-L1(RF-BW)		L2(RTJ)		H		W		Weight		
in mm	in	mm	in	mm	in	mm	in	mm	in	mm	lb	kg	
2	50	1.93	49	11.50	292	11.61	295	18.58	472	17.71	450	154.32	70
3	80	2.91	74	14.02	356	14.13	359	23.27	591	27.56	700	279.99	127
4	100	3.94	100	17.01	432	17.13	435	26.30	668	27.56	700	458.56	208
6	150	5.91	150	22.01	559	22.13	562	33.58	853	*23.62	*600	870.83	395
8	200	7.91	201	25.98	660	26.10	663	38.46	977	*23.62	*600	1697.56	770
10	250	9.92	252	30.98	787	31.10	790	41.18	1046	*27.56	*700	2250.92	1021
12	300	11.93	303	32.99	838	33.11	841	43.54	1106	*27.56	*700	3284.89	1490
14	350	13.15	334	35.00	889	35.12	892	46.61	1184	*31.50	*800	3913.21	1775
16	400	15.16	385	39.02	991	39.13	994	48.27	1226	*31.50	*800	4475.38	2030
18	450	17.17	436	42.99	1092	43.11	1095	72.44	1840	*31.50	*800	5313.74	2410
20	500	19.17	487	47.01	1194	47.24	1200	80.71	2050	*35.43	*900	7980.73	3620
22	550	21.18	538	50.98	1295	51.38	1305	86.61	2200	*35.43	*900	11508.13	5220
24	600	23.19	589	55.00	1397	55.39	1407	98.43	2500	*35.43	*900	14208.79	6445
28	700	27.01	686	60.98	1549	61.50	1562	100.71	2558	*35.43	*900	19114.08	8670
30	750	29.02	737	65.00	1651	65.51	1664	105.51	2680	*35.43	*900	23809.92	10080
32	800	30.75	781	70.00	1778	70.63	1794	108.27	2750	*35.43	*900	25000.42	11340
34	850	32.76	832	75.98	1930	76.61	1946	109.84	2790	*35.43	*900	27050.72	12270
36	900	34.49	876	82.01	2083	82.64	2099	110.24	2800	*35.43	*900	31526.10	14300

900LB

Size	D		L-L1(RF-BW)		L2(RTJ)		H		W		Weight		
in mm	in	mm	in	mm	in	mm	in	mm	in	mm	lb	kg	
2	50	1.93	49	14.49	368	14.49	371	19.69	500	19.69	500	187.39	85
3	80	2.91	74	15.00	381	15.00	384	24.80	630	19.69	500	295.42	134
4	100	3.94	100	17.99	457	17.99	460	27.05	687	23.62	600	551.26	250
6	150	5.91	150	24.02	610	24.02	613	27.17	690	*27.56	*700	947.99	430
8	200	7.91	201	29.02	737	29.02	740	42.68	1084	*27.56	*700	1796.77	815
10	250	9.92	252	32.99	838	32.99	841	45.04	1144	*31.50	*800	2711.70	1230
12	300	11.93	303	37.99	965	37.99	968	51.18	1300	*31.50	*800	3721.42	1688
14	350	12.68	322	40.51	1029	40.90	1039	61.02	1550	*35.43	*900	5324.19	2415
16	400	14.69	373	44.49	1130	44.88	1140	70.87	1800	*35.43	*900	6646.97	3015
18	450	16.73	425	47.99	1219	48.50	1232	77.36	1965	*39.37	*1000	8399.66	3810
20	500	18.62	473	52.01	1321	52.57	1334	81.10	2060	*43.31	*1100	8818.54	4000
22	550	20.63	524	55.98	1422	56.50	1435	82.95	2107	*43.31	*1100	11905.02	5400
24	600	22.52	572	60.98	1549	61.70	1565	84.53	2147	*43.31	*1100	20282.63	9200

1500LB

Size	D		L-L1(RF-BW)		L2(RTJ)		H		W		Weight		
in mm	in	mm	in	mm	in	mm	in	mm	in	mm	lb	kg	
2	50	1.93	49	14.49	368	14.61	371	23.62	600	23.62	600	297.63	135
3	80	2.91	74	18.50	470	18.62	473	26.38	670	23.62	600	661.39	300
4	100	3.94	100	21.50	546	21.61	549	29.53	750	*31.50	*800	856.50	389
6	150	5.67	144	27.76	705	27.99	711	30.31	770	*31.50	*800	1570.80	713
8	200	7.56	192	32.76	832	33.11	841	43.31	1100	*35.43	*900	2715.01	1232
10	250	9.41	239	39.02	991	39.37	1000	47.24	1200	*39.37	*1000	6038.49	2739
12	300	11.30	287	44.49	1130	45.12	1146	56.89	1445	*39.37	*1000	7176.08	3255
14	350	12.40	315	49.49	1257	50.24	1276	69.29	1760	*47.24	*1200	7440.64	3375
16	400	14.17	360	54.49	1384	55.39	1407	76.77	1950	*47.24	*1200	9127.19	4140

2500LB

Size	D		L-L1(RF-BW)		L2(RTJ)		H		W		Weight	
in mm	in</											

TOP ENTRY BALL VALVE

TRUNNION MOUNTED

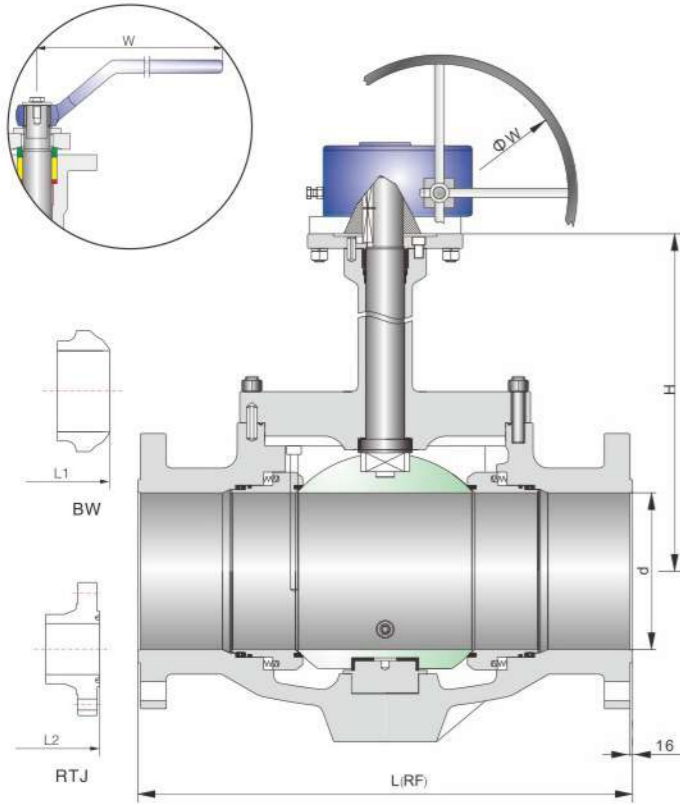


SUYAN VALVE



SUYAN VALVE

150LB 300LB 600LB



STANDARD MATERIAL

PART	MATERIAL
Body	ASTM A351 CF8/CF8M
Extended Bonnet	ASTM A351 CF8/CF8M
Ball	ASTM A182 F304/F316
Stem	ASTM A182 F304/F316
Seat Import	ASTM A182 F304/F316
Weather Seal Ring	PCTFE
Fire Safe Seal	Graphite
Trunnion Alignment Pin	SS304/SS316
Spring	Inconel X-750
Lip Seal	PCTFE+Elgiloy
Bushing	PCTFE
Body Stud	ASTM A193 B8/B8M
Body Nut	ASTM A194 8/8M
Screw	ASTM A193 B8/B8M
Lower Trunnion	ASTM A182 F304/F316
Bearing	SS304/SS316+PTFE
Key	ASTM A276 410
Body Gasket	SS304/SS316+Graphite
Packing	Graphite
Vent Valve	SS304/SS316
Spring	SS304/SS316
Steel Ball	SS304/SS316
Lifting Lug	ASTM A276 304/316
Support Frame	ASTM A276 304/316
Drain Valve	SS304/SS316
Screw	ASTM A193 B8/B8M
Rivet	ASTM A276 304/316

Cryogenic Gate valve

Design Features

- Design In Accordance With ASME B16.34, API 600, ASME B16.10, BS 6364
- Vent holds on the wedge to meet cavity pressure relief
- Low Torque Performance
- Bonnet Extension
- Low Emission Design
- Full Stellite overlay on the seating surface
- Lockable device (optional)



TOP ENTRY DIMENSIONS

150LB

Size		D		L(RF)		H		W		Weight
in	mm	in	mm	in	mm	in	mm	in	mm	kg
2	50	1.93	49	11.50	292	7.87	200	14.96	380	49
3	80	2.91	74	14.02	356	9.45	240	17.72	450	95
4	100	3.94	100	17.01	432	10.24	260	17.72	450	160
6	150	5.91	150	22.01	559	11.42	290	*11.81	*300	292
8	200	7.91	201	25.98	660	12.01	305	*11.81	*300	584
10	250	9.92	252	30.98	787	14.96	380	*11.81	*300	801

300LB

Size		D		L(RF)		H		W		Weight
in	mm	in	mm	in	mm	in	mm	in	mm	kg
2	50	1.93	49	11.50	292	7.87	200	11.81	380	52
3	80	2.91	74	14.02	356	9.45	240	11.81	450	98
4	100	3.94	100	17.01	432	10.24	260	19.69	600	168
6	150	5.91	150	22.01	559	11.42	*290	*23.62	*300	308
8	200	7.91	201	25.98	660	12.01	*305	*23.62	*400	616
10	250	9.92	252	30.98	787	14.96	*380	*23.62	*400	845

600LB

Size		D		L/L1(RF/BW)		L2(RTJ)		H		W		Weight
in	mm	in	mm	in	mm	in	mm	in	mm	in	mm	kg
2	50	1.93	49	11.50	292	11.50	295	7.87	200	17.72	450	54
3	80	2.91	74	14.02	356	14.13	359	9.45	240	27.56	700	105
4	100	3.94	100	17.01	432	17.01	435	10.24	260	27.56	700	177
6	150	5.91	150	22.01	559	22.01	562	11.42	290	*15.75	*400	324
8	200	7.91	201	25.98	660	25.98	664	12.01	305	*19.69	*500	648
10	250	9.92	252	30.98	787	30.98	791	14.96	380	*21.65	*550	889

* Gear box



送审稿

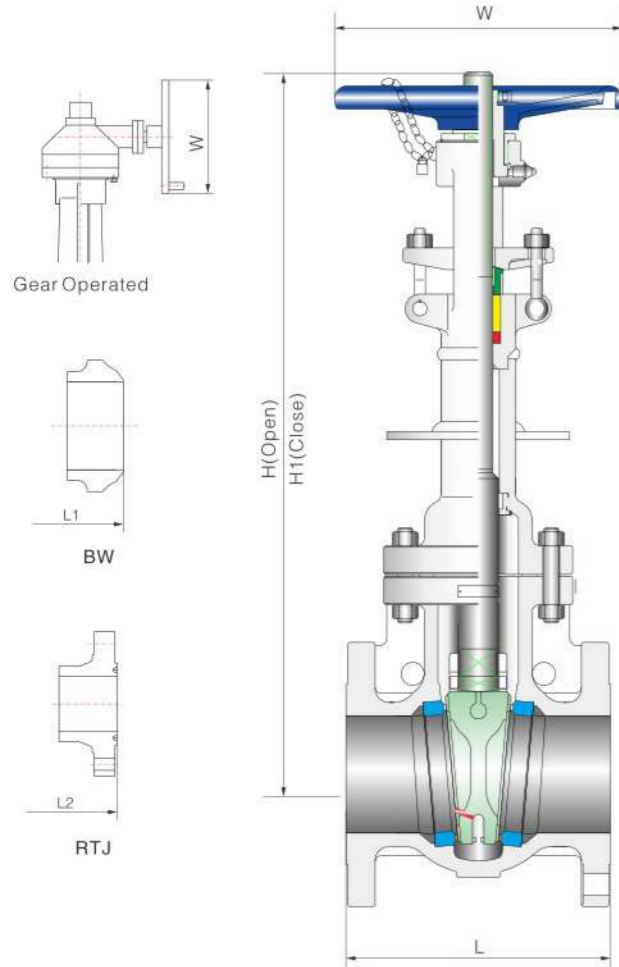
Tel:400-633-5118

CRYOGENIC GATE VALVE



SUYAN VALVE

150LB



STANDARD MATERIAL

PART	MATERIAL
Body	ASTM A351 CF8/CF8M
Bonnet	ASTM A351 CF8/CF8M
Stem	ASTM A182 F304/F316
Wedge	ASTM A351 CF8M+STL.6
Seat	ASTM A182 F316+STL.6
Gland flange	ASTM A351 CF8/CF8M
Gland	ASTM A276 304/316
Packing	Graphite
Gland stud	ASTM A193 B8/B8M
Gland nut	ASTM A194 8/8M
Body/bonnet nut	ASTM A194 8/8M
Body/bonnet stud	ASTM A193 B8/B8M
Bearing	PCTFE
Bush	ASTM A276 304/316
Stem nut	ASTM A439 D-2
Gasket	SS316+Graphite
Key	SS304/SS316
Yoke	ASTM A351 CF8/CF8M
Handwheel nut	Stainless Steel
Handwheel	Ductile iron
Grease fitting	Stainless Steel
Groove pin	Stainless Steel
Bushing	Stainless Steel
Washer	Stainless Steel
Name plate	Stainless Steel
Rivet	Stainless Steel

DIMENSIONS

150LB

Size		L(RF)		L1(BW)		W		H(Open)		H1(Close)		Weight	
in	mm	in	mm	in	mm	in	mm	in	mm	in	mm	lb	kg
2"	50	7.00	178	8.50	216	8.00	200	25.28	642	22.64	575	55.12	25
2-1/2"	65	7.48	190.0	9.50	241	8.00	200	27.52	699	24.33	618	74.96	34
3"	80	8.00	203	11.12	282	10.00	250	30.08	764	26.38	670	101.41	46
4"	100	9.00	229	12.00	305	10.00	250	33.58	853	29.02	737	141.10	64
6"	150	10.50	267	15.88	403	14.00	350	40.75	1035	33.78	858	231.49	105
8"	200	11.50	292	16.50	419	14.00	350	48.23	1225	39.41	1001	363.76	165
10"	250	13.00	330	18.00	457	16.00	400	55.75	1416	44.88	1140	584.23	265
12"	300	14.00	356	19.75	502	18.00	450	64.80	1646	51.85	1317	833.35	378
14"	350	15.00	381	22.50	572	20.00	500	69.13	1756	54.84	1393	1146.41	520
16"	400	16.00	406	24.00	610	22.05	560	77.87	1978	61.54	1563	1393.33	632
18"	450	17.00	432	26.00	660	25.20	640	84.72	2152	66.57	1691	1748.27	793
20"	500	18.00	457	28.00	711	27.00	680	93.62	2378	73.31	1862	2257.55	1024
24"	600	20.00	508	32.00	813	30.00	720	107.95	2742	83.54	2122	3527.41	1600
28"	700	24.02	610	36.00	914	28.00	*500	131.50	3340	102.76	2610	5445.45	2470
30"	750	24.00	610	36.00	914	35.00	*500	146.26	3715	115.55	2935	7279.70	3302
32"	800	25.98	660	38.00	965	24.00	*610	150.55	3824	117.87	2994	8476.82	3845
36"	900	28.00	711	40.00	1016	24.00	*810	154.21	3917	118.39	3007	9687.16	4394

* Gear box

TRUNNION MOUNTED BALL VALVE



SUYAN VALVE

300LB 600LB 900LB 1500LB 2500LB

300LB

Size		L-L1(RF-BW)		W		H(Open)		H1(Close)		Weight	
in	mm	in	mm	in	mm	in	mm	in	mm	lb	kg
2"	50	8.50	216	8.00	200	26.97	685	24.21	615	74.96	34
2-1/2"	65	9.49	241	10.00	250	30.12	765	26.97	685	101.41	46
3"	80	11.12	282	10.00	250	31.10	790	27.36	695	165.35	75
4"	100	12.00	305	10.00	250	34.76	883	30.12	765	242.51	110
6"	150	15.88	403	14.00	350	41.93	1065	34.96	888	421.09	191
8"	200	16.50	419	16.00	400	50.00	1270	41.34	1050	674.62	306
10"	250	18.00	457	18.00	450	57.56	1462	46.69	1186	1003.11	455
12"	300	19.75	502	20.00	500	66.54	1690	53.94	1370	1433.01	650
14"	350	30.00	762	22.05	560	70.87	1800	57.09	1450	1957.72	888
16"	400	33.00	838	23.62	600	79.53	2020	63.19	1605	2722.72	1235
18"	450	35.99	914	26.77	680	87.40	2220	69.37	1762	3282.70	1489
20"	500	39.00	991	29.92	760	94.76	2407	74.80	1900	4682.64	2124
24"	600	45.00	1143	29.92	760	110.63	2810	86.61	2200	7623.62	3458
28"	700	53.00	1346	24.00	*610	132.68	3370	103.74	2635	9493.15	4306
30"	750	55.00	1397	24.00	*610	142.17	3611	111.85	2841	10308.87	4676
32"	800	60.00	1524	32.00	*810	155.20	3942	121.73	3092	13900.22	6305
36"	900	68.00	1727	40.00	*810	162.56	4129	125.35	3184	19632.27	8905

600LB

Size		L-L1(R-BW)		L2(RTJ)		W		H(Open)		H1(Close)		Weight	
in	mm	in	mm	in	mm	in	mm	in	mm	in	mm	lb	kg
2"	50	11.50	292	11.61	295	10.00	250	26.65	677	23.86	606	111.77	51
2-1/2"	65	13.00	330	13.11	333	10.00	250	30.39	772	27.24	692	149.03	68
3"	80	14.00	356	14.13	359	11.81	300	32.52	826	28.66	728	194.89	88
4"	100	17.00	432	17.13	435	13.78	350	35.94	913	31.57	802	343.92	156
6"	150	22.00	560	22.13	562	17.72	450	45.71	1161	38.86	987	782.42	355
8"	200	26.00	660	26.10	663	19.69	500	53.98	1371	45.04	1144	1152.14	523
10"	250	31.00	788	31.10	790	25.20	640	60.51	1537	49.72	1263	1748.27	793
12"	300	33.00	838	33.11	841	26.77	680	67.64	1718	54.57	1386	2689.65	1220
14"	350	35.00	889	35.12	892	28.35	720	75.67	1922	61.38	1559	3568.20	1619
16"	400	39.00	991	39.12	994	29.92	760	80.91	2055	64.76	1645	4385.02	1989
18"	450	43.00	1092	43.12	1095	35.04	890	86.85	2206	69.53	1766	5818.03	2639
20"	500	47.00	1194	47.25	1200	42.91	1090	96.38	2448	74.72	1898	7838.58	3556
24"	600	55.00	1397	55.38	1407	42.91	1090	133.86	3400	110.43	2805	8157.15	3700
28"	700	61.00	1549	61.50	1562	40.00	*1000	142.20	3612	114.45	2907	17339.45	7865
30"	750	65.00	1651	65.50	1664	40.00	*1000	149.57	3799	120.83	3069	19904.54	9029
32"	800	70.00	1778	70.60	1794	40.00	*1000	159.88	4061	128.35	3260	23822.39	10806
36"	900	82.00	2083	82.60	2099	40.00	*1000	177.56	4510	142.01	3607	28660.24	13000

900LB

Size		L-L1(RF-BW)		L2(RTJ)		W		H(Open)		H1(Close)		Weight	
in	mm	in	mm	in	mm	in	mm	in	mm	in	mm	lb	kg
2"	50	14.50	368	14.61	371	11.81	300	29.72	755	27.05	687	212.09	96
2-1/2"	65	16.50	419	16.61	422	9.84	250	31.38	797	28.07	713	263.67	120
3"	80	15.00	381	15.13	384	13.78	350	32.80	833	28.98	736	289.47	131
4"	100	18.00	457	18.13	461	15.75	400	35.87	911	31.30	795	492.96	224
6"	150	24.00	610	24.10	613	22.00	560	46.85	1190	40.39	1026	1834.26	832
8"	200	29.00	737	29.13	740	25.20	640	53.27	1353	44.72	1136	1984.17	900
10"	250	33.00	838	33.12	841	26.77	680	62.44	1586	52.01	1321	3152.63	1430
12"	300	38.00	965	38.12	968	29.92	760	68.50	1740	56.69	1440	3897.79	1768
14"	350	40.50	1029	40.91	1039	29.92	760	73.23	1860	60.04	1525	6448.55	2925
16"	400	44.50	1130	44.88	1140	24.00	*610	85.83	2180	70.75	1797	8168.17	3705

1500LB

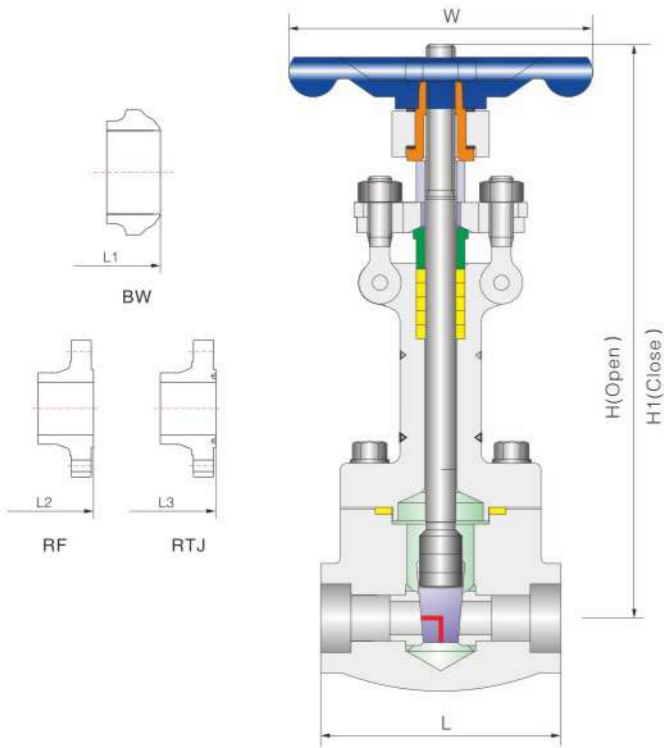
Size		L-L1(RF-BW)		L2(RTJ)		W		H(Open)		H1(Close)		Weight	
in	mm	in	mm	in	mm	in	mm	in	mm	in	mm	lb	kg
2"	50	14.49	368	14.61	371	12.00	300	29.72	755	27.05	687	211.64	96
2-1/2"	65	16.50	419	16.61	422	12.00	300	32.36	822	29.45	748	374.79	170
3"	80	18.50	470	18.62	473	15.75	400	34.57	878	31.02	788	474.00	215
4"	100	21.50	546	21.61	549	20.00	500	38.78	985	34.29	871	709.89	322
6"	150	27.76	705	27.99	711	25.20	640	48.15	1223	42.17	1071	1461.67	663
8"	200	32.76	832	33.15	842	29.92	760	55.00	1397	47.13	1197	2980.67	1352
10"	250	39.02	991	39.38	1001	18.00	*460	66.54	1690	56.69	1440	5474.11	2483
12"	300	44.49	1130	45.12	1146	24.00	*610	71.85	1825	60.51	1537	7897.00	3582

2500LB

Size		L-L1(RF-BW)		L2(RTJ)		W		H(Open)		H1(Close)		Weight	
in	mm	in	mm	in	mm	in	mm	in	mm	in	mm	lb	kg
2"	50	17.75	451	17.88	454	14.00	350	32.01	813	29.96	761	372.58	169
2-1/2"	65	20.00	508	20.25	514	18.00	450	32.01	813	29.53	750	573.20	260
3"	80	22.75	578	23.00	584	18.00	450	32.76	832	29.96	761	703.28	319
4"	100	26.50	673	26.88	683	20.00	500	44.09	1120	40.63	1032	1404.35	637
6"	150	36.00	914	36									



150LB 300LB 600LB 800LB 900LB 1500LB 2500LB



STANDARD MATERIAL

PART	MATERIAL
Body	ASTM A182 F304/F316
Bonnet	ASTM A182 F304/F316
Stem	ASTM A182 F304/F316
Wedge	ASTM A182 F316 +STL.6/F304
Seat	ASTM A182 F316+STL.6/F304
Flange	A182 A351 CF8/CF8M
Gland	ASTM A276 304/316
Packing	Graphite
Gland stud	ASTM A193 B8/B8M
Gland nut	ASTM A194 8/8M
Body/bonnet nut	ASTM A194 8/8M
Body/bonnet stud	ASTM A193 B8/B8M
Gasket	SPW. SS316 + Graphite/SPW. SS304 + Graphite
Handwheel nut	Stainless Steel
Handwheel	Ductile iron
Name plate	SS304/SS316
Rivet	Stainless Steel
Stem nut	Bronze/D-2

Cryogenic Globe valve

Design Features

- Design in Accordance with API 623, Bs6364
- Low Torque Performance
- Bonnet Extension
- Low Emission Design
- Full Stellite overlay on the seating surface
- Lockable device (optional)
- Live Loaded Gland Bolting(optional)
- Seat or disc with PTFE or PCTFE inserts(optional)



DIMENSIONS

150LB

Size	L(RF)	H(Open)	W	Weight
in mm	in mm	in mm	in mm	lb kg
1/2" 15	4.25 108	18.03 458	3.94 100	14.88 7
3/4" 20	4.61 117	18.46 469	3.94 100	17.20 8
1" 25	5.00 127	19.57 497	4.92 125	27.12 12
1 1/4" 30	5.51 140	21.10 536	6.30 160	38.03 17
1 1/2" 40	6.50 165	21.50 546	6.30 160	41.34 19
2" 50	7.01 178	22.95 583	7.09 180	67.13 30

300LB

Size	L(RF)	H(Open)	W	Weight
in mm	in mm	in mm	in mm	lb kg
1/2" 15	5.51 140	18.03 458	3.94 100	15.87 7
3/4" 20	5.98 152	18.46 469	3.94 100	20.50 9
1" 25	6.50 165	19.57 497	4.92 125	30.75 14
1 1/4" 30	7.01 178	21.10 536	6.30 160	46.30 21
1 1/2" 40	7.48 190	21.50 546	6.30 160	51.26 23
2" 50	8.50 216	22.95 583	7.09 180	77.38 35

600LB

Size	L(RF)	H(Open)	W	Weight
in mm	in mm	in mm	in mm	lb kg
1/2" 15	6.50 165	18.46 469	3.94 100	19.51 9
3/4" 20	7.48 190	19.57 497	3.94 100	24.47 11
1" 25	8.50 216	21.10 536	4.92 125	34.39 16
1 1/4" 30	9.02 229	21.50 546	6.30 160	53.57 24
1 1/2" 40	9.49 241	22.95 583	6.30 160	57.87 26
2" 50	11.50 292	24.41 620	7.09 180	93.59 42

800LB

Size	L(NPT/SW)	H(Open)	H1(Close)	W	Weight
in mm	in mm	in mm	in mm	in mm	lb kg
1/2" 15	2.99 76	13.46 342	12.99 330	3.94 100	11.46 5
3/4" 20	3.62 92	13.58 345	13.11 333	3.94 100	15.65 7
1" 25	4.17 106	14.78 376	14.17 360	4.92 125	20.72 9
1 1/4" 30	4.72 120	16.81 427	16.02 407	6.30 160	29.76 14
1 1/2" 40	4.49 114	19.70 501	18.70 475	6.30 160	33.07 15
2" 50	5.67 144	19.92 506	18.70 475	7.09 180	39.24 18
2 1/2" 65	6.69 170	23.23 590	21.69 551	7.87 200	61.73 28

900LB 1500LB

Size	L(NPT/SW)	L1/L2(RF/BW)	L3(RTJ)	H(Open)	H1(Close)	W	Weight
in mm	in mm	in mm	in mm	in mm	in mm	in mm	lb kg
1/2" 15	4.37 111	/ /	/ /	18.21 463	17.60 447	4.92 125	9.48 4
3/4" 20	4.37 111	8.50 216	8.50 216	18.21 463	17.60 447	4.92 125	9.26 4
1" 25	4.72 120	10.00 254	9.00 229	19.74 502	19.13 486	6.30 160	14.55 7
1 1/4" 30	4.72 120	11.00 279	10.00 254	20.31 516	19.53 496	6.30 160	19.40 9
1 1/2" 40	5.51 140	12.00 305	11.00 279	22.01 559	20.98 533	7.09 180	27.56 13
2" 50	6.69 170	14.50 368	12.00 305	24.09 612	22.83 580	7.87 200	37.92 17
2 1/2" 65	8.27 210	16.50 419	14.62 371	25.31 643	23.78 604	8.27 210	51.81 24

2500LB

Size	L(NPT/SW)	L1/L2(RF/BW)	L3(RTJ)	H(Open)	H1(Close)	W	Weight
in mm	in mm	in mm	in mm	in mm	in mm	in mm	lb kg
1/2" 15	5.51 140	10.39 264	10.39 264	25.28 642	24.76 629	6.30 160	28.66 13
3/4" 20	5.51 140	10.75 273	10.75 273	25.28 642	24.76 629	6.30 160	33.07 15
1" 25	7.32 186	12.13 308	12.13 308	25.28 642	24.76 629	7.09 180	39.68 18
1 1/4" 30	9.13 232	13.74 349	13.74 349	29.92 760	29.41 747	7.87 200	66.14 30
1 1/2" 40	9.13 232	15.12 384	15.12 384	32.60 828	32.09 815	9.84 250	119.05 54
2" 50	10.98 279	17.76 451	17.87 454	39.53 1004	39.02 991	11.02 280	154.32 70



送审稿

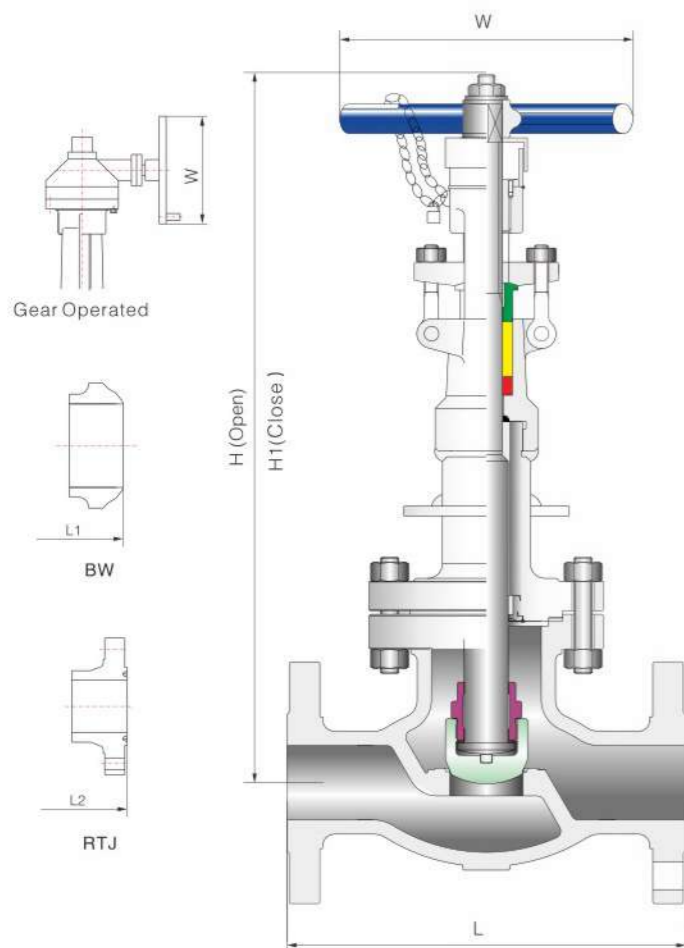
Tel:400-633-5118

CRYOGENIC GLOBE VALVE



SUYAN VALVE

150LB



STANDARD MATERIAL

PART	MATERIAL
Body	ASTM A351 CF8/CF8M
Seat	STL.6 Overlay
Bonnet	ASTM A351 CF8M/CF8 On the body
Stem	ASTM A182 F316/F304
Packing	Graphite
Gland Flange	ASTM A351 CF8/CF8M
Gland	ASTM A276 316/304
Gland stud	ASTM A193 B8/B8M
Gland nut	ASTM A194 8/8M
Bonnet nut	ASTM A194 8/8M
Bonnet stud	ASTM A193 B8/B8M
Bearing	PCTFE
Bush	ASTM A276 316/304
Stem nut	ASTM A439 D-2
Gasket	SPW.SS316+Graphite/SPW.SS304+Graphite
Handwheel nut	Stainless Steel
Handwheel	Ductile iron
Name plate	SS304/SS316
Disc nut	ASTM A182 F304/F316
Disc	ASTM A182 F316+STL.6/F304+STL.6

DIMENSIONS

150LB

Size		L-L1 (RF-BW)		W		H (Open)		H1 (Close)		Weight(RF)	Weight(BW)
in	mm	in	mm	in	mm	in	mm	in	mm	kg	kg
2"	50	8	203	8	200	22.5	572	21.46	545	27	22
2-1/2"	65	8.5	216	8	200	24.9	632	23.74	603	38	26
3"	80	9.5	241	10	250	25.1	637	23.78	604	46	39
4"	100	11.5	292	12	300	26.9	683	25.59	650	75	61
5"	125	14	356	14	350	28.2	716	26.14	664	101	92
6"	150	16	406	14	350	29.6	751	27.87	708	135	112
8"	200	19.5	495	17.7	450	31.6	803	28.94	735	211	179
10"	250	24.5	622	17.7	450	35.2	895	32.64	829	376	285
12"	300	27.5	698	25.2	640	42.2	1073	38.70	983	631	471
14"	350	31	787	25.2	640	44.1	1121	39.41	1001	715	638
16"	400	36	914	28.3	720	44.3	1124	39.49	1003	941	845
18"	450	38.5	978	24	*610	54.7	1390	49.88	1267	1820	1625
20"	500	38.5	978	24	*610	59.6	1513	54.65	1388	3380	2990
24"	600	51	1295	31.9	*810	69.8	1774	63.94	1624	4810	4225

* Gear box

CRYOGENIC GLOBE VALVE



SUYAN VALVE

300LB 600LB 900LB 1500LB 2500LB

DIMENSIONS

300LB

Size		L-L1 (RF-BW)		W		H(Open)		H1(Close)		Weight(RF)	Weight(BW)
in	mm	in	mm	in	mm	in	mm	in	mm	kg	kg
2"	50	10.5	267	8	200	23.6	600	22.52	572	34	27
2-1/2"	65	11.5	292	10	250	25.7	654	24.02	610	49	38
3"	80	12.5	318	10	250	25.8	656	24.65	626	66	49
4"	100	14.0	356	14	350	28.5	723	26.50	673	99	77
5"	125	15.7	400	18	450	32.5	826.5	30.73	780.5	163	135
6"	150	17.5	444	17.7	450	32.6	828	30.79	782	225	178
8"	200	22.0	559	17.7	450	41.4	1051	39.09	993	386	308
10"	250	24.5	622	22.0	560	42.2	1072	38.94	989	650	562
12"	300	28.0	711	25.2	640	44.9	1141	40.08	1018	941	822
14"	350	33.0	838	30.3	770	45.8	1164	41.42	1052	1463	1268
16"	400	34.0	864	24	*610	65.1	1653	60.20	1529	2145	1885
18"	450	38.5	978	38.5	*610	67.3	1710	62.01	1575	3510	3120
20"	500	40	1016	40	*810	74.1	1882	68.19	1732	4745	4160

600LB

Size		L-L1 (RF-BW)		L2(RTJ)		W		H(Open)		H1(Close)		Weight(RF)	Weight(BW)
in	mm	in	mm	in	mm	in	mm	in	mm	in	mm	kg	kg
2"	50	11.5	292	11.6	295	10	250	26.2	666	24.13	613	48	39
2-1/2"	65	13	330	13.1	333	14	350	30.6	776	28.74	730	65	52
3"	80	14	356	14.1	359	14	350	31.0	787	29.33	745	81	75
4"	100	17.0	432	17.1	435	18	450	33.5	850	30.43	773	195	172
6"	150	22	559	22.1	562	22	550	38.6	980	35.35	898	382	295
8"	200	26	660	26.1	663	24	600	44.3	1125	41.81	1062	706	598
10"	250	31	787	31.1	790	24	600	46.0	1168	42.99	1092	1308	948
12"	300	33	838	33.1	841	28	720	48.1	1222	42.99	1092	1755	1378

900LB

Size		L-L1 (RF-BW)		L2(RTJ)		W		H(Open)		H1(Close)		Weight(RF)	Weight(BW)
in	mm	in	mm	in	mm	in	mm	in	mm	in	mm	kg	kg
2"	50	14.5	368	14.6	371	14	350	28.1	714.0	27.32	694.0	124	98
2-1/2"	65	16.5	419	16.6	422	14	350	35.8	910.0	34.76	883.0	179	111
3"	80	15	381	15.1	384	14	350	36.0	915.0	34.96	888.0	150	146
4"	100	18	457	18.1	460	17.7	450	36.5	926.0	34.53	877.0	256	205
6"	150	24	610	24.1	613	22.0	560	41.7	1059.0	39.57	1005.0	566	468
8"	200	29.0	737	29.1	740	28.3	720	43.2	1097.0	39.96	1015.0	936	776

1500LB

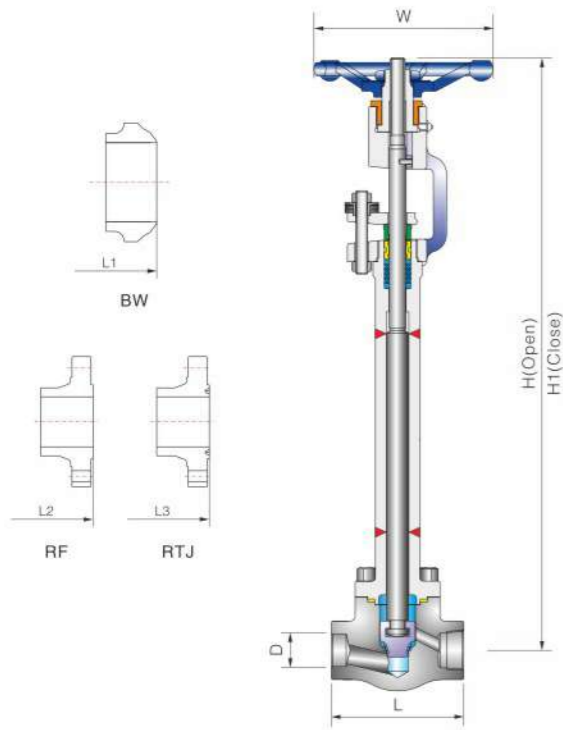
Size		L-L1(RF-BW)		L2(RTJ)		W		H(Open)		H1(Close)		Weight(RF)	Weight(BW)
in	mm	in	mm	in	mm	in	mm	in	mm	in	mm	kg	kg
2"	50	14.5	368	14.6	371	14	350	28.1	714	27.40	696	111	98
2-1/2"	65	16.5	419	16.6	422	14	350	32.4	822	31.30	795	179	146
3"	80	18.5	470	18.6	473	17.7	450	35.3	896	32.36	822	280	168
4"	100	21.5	546	21.6	549	19.7	500	39.6	1005	37.83	961	455	389
6"	150	27.8	705	28.0	711	25.2	640	44.6	1132	42.52	1080	728	601
8"	200	32.8	832	33.1	842	*24.0	*610	59.5	1511	56.42	1433	1287	1079

2500LB

Size		L-L1(RF-BW)		L2(RTJ)		W		H(Open)		H1(Close)		Weight(RF)	Weight(BW)
in	mm	in	mm	in	mm	in	mm	in	mm	in	mm	kg	kg
2"	50	17.8	451	17.9	454	17.7	450	33.7	856.6	33.02	838.6	229	183
2-1/2"	65	20	508	20.3	514	20	500	41.3	1050	40.28	1023	343	278
3"	80	22.8	578	23.0	584	22	560	44.7	1135	41.77	1061	400	309
4"	100	26.5	673	26.9	683	*24	*610	59.4	1510	57.72	1466	987	837
6"	150	36.0	914	36.5	927	*24	*610	84.8	2155	82.80	2103	2587	2210
8"	200	40.3	1022	40.9	1038	*24	*610	106.9	2715	103.82	2637	5707	5135

* Gear box





STANDARD MATERIAL

PART	MATERIAL
Body	ASTM A182 F316/F304
Seat	STL.6 Overlay on Body
Bonnet	ASTM A182 F316/F304
Stem	ASTM A182 F316/F304
Packing	Graphite
Gland flange	ASTM A351 CF8/CF8M
Gland	ASTM A276 316/304
Gland stud	ASTM A193 B8/B8M
Gland nut	ASTM A194 8/8M
Bonnet stud	ASTM A193 B8/B8M
Gasket	SPW. SS316+Graphite/SPW. SS304+Graphite
Handwheel nut	Stainless Steel
Handwheel	Ductile iron
Name plate	Stainless Steel
Disc	ASTM A182 F316+STL.6/F304+STL.6

Cryogenic Check valve

Design Features

Design in Accordance with API 594, ASME B16.34, BS1868, BS 6364
 Low Emission Design
 Full Stellite overlay on the seating surface
 Seat or disc with PTFE or PCTFE inserts(optional)

DIMENSIONS

150LB

Size	L		L(SW/NPT)		H(Open)		W		Weight		
in	mm	in	mm	in	mm	in	mm	in	mm	lb	kg
1/2"	15	4.25	108	2.99	76	18.35	466	3.94	100	14.88	7
3/4"	20	4.61	117	3.62	92	18.54	471	3.94	100	22.82	10
1"	25	5.00	127	4.17	106	19.96	507	4.92	125	32.41	15
1 1/4"	30	5.51	140	4.72	120	21.26	540	6.30	160	44.64	20
1 1/2"	40	6.50	165	5.83	148	21.97	558	6.30	160	64.49	29
2"	50	7.99	203	6.77	172	24.80	630	7.09	180	92.59	42

300LB

Size	L		L(SW/NPT)		H(Open)		W		Weight		
in	mm	in	mm	in	mm	in	mm	in	mm	lb	kg
1/2"	15	5.98	152	2.99	76	18.35	466	3.94	100	15.87	7
3/4"	20	7.01	178	3.62	92	18.54	471	3.94	100	25.46	12
1"	25	7.99	203	4.17	106	19.96	507	4.92	125	36.38	17
1 1/4"	30	8.50	216	4.72	120	21.26	540	6.30	160	55.56	25
1 1/2"	40	9.02	229	5.83	148	21.97	558	6.30	160	70.11	32
2"	50	10.51	267	6.77	172	24.80	630	7.09	180	107.81	49

600LB

Size	L		L(SW/NPT)		H(Open)		W		Weight		
in	mm	in	mm	in	mm	in	mm	in	mm	lb	kg
1/2"	15	6.50	165	2.99	76	18.54	471	3.94	100	18.52	8
3/4"	20	7.48	190	3.62	92	19.96	507	3.94	100	25.79	12
1"	25	8.50	216	4.17	106	21.26	540	4.92	125	41.34	19
1 1/4"	30	9.02	229	4.72	120	21.97	558	6.30	160	56.22	26
1 1/2"	40	9.49	241	5.83	148	24.80	630	6.30	160	77.71	35
2"	50	11.50	292	6.77	172	26.77	680	7.09	180	128.31	58

800LB

Size	L		L(SW/NPT)		H(Open)		H1(Close)		W		Weight		
in	mm	in	mm	in	mm	in	mm	in	mm	in	mm	lb	kg
3/8"	10	2.99	76	2.99	76	16.65	423	16.34	415	5.12	130	13.23	6
1/2"	15	2.99	76	2.99	76	16.65	423	16.34	415	5.12	130	15.43	7
3/4"	20	3.62	92	3.62	92	16.88	429	16.54	420	5.12	130	24.25	11
1"	25	4.17	106	4.17	106	17.60	447	17.13	435	6.30	160	30.86	14
1 1/4"	32	4.72	120	4.72	120	19.13	486	18.50	470	6.30	160	33.07	15
1 1/2"	40	5.83	148	5.83	148	19.18	487	18.50	470	7.09	180	44.09	20
2"	50	6.77	172	6.77	172	22.01	559	20.87	530	7.87	200	63.93	29

900LB 1500LB

Size	L(SW/NPT)		L1(RF/BW)		L2(RTJ)		H(Open)		H1(Close)		W		Weight		
in	mm	in	mm	in	mm	in	mm	in	mm	in	mm	in	mm	lb	kg
1/2"	15	4.37	111	8.50	216	8.50	216	17.63	447.7	17.13	435	5.12	130	8.82	4
3/4"	20	4.37	111	9.00	229	9.00	229	17.63	447.7	17.13	435	5.12	130	11.02	5
1"	25	4.72	120	10.00	254	10.00	254	19.00	482.7	18.50	470	6.30	160	15.43	7
1 1/4"	30	5.98	152	11.00	279	11.00	279	18.98	482	18.50	470	6.30	160	17.64	8
1 1/2"	40	6.77	172	12.00	305	12.00	305	21.77	553	20.47	520	7.09	180	26.46	12
2"	50	8.66	220	14.50	368	14.60	371	22.17	563	20.87	530	7.87	200	33.07	15

2500LB

Size	L(SW/NPT)		L1(RF/BW)		L2(RTJ)		H(Open)		H1(Close)		W		Weight		
in	mm	in	mm	in	mm	in	mm	in	mm	in	mm	in	mm	lb	kg
1/2"	15	5.51	140	10.39	264	10.39	264	24.92	633	24.41	620	6.30	160	39.68	18
3/4"	20	5.51	140	10.75	273	10.75	273	24.92	633	24.41	620	6.30	160	44.09	20
1"	25	7.32	186	12.13	308	12.13	308	24.92	633	24.41	620	7.09	180	55.12	25
1 1/4"	30	9.13	232	13.74	349	13.74	349	27.95	710	27.44	697	7.87	200	81.57	37
1 1/2"	40	9.13	232	15.12	384	15.12	384	28.35	720	27.83	707	9.84	250	110.23	50
2"	50	10.98	279	17.76	451	17.87	454	32.44	824	31.93	811	11.02	280	171.96	78



送审稿

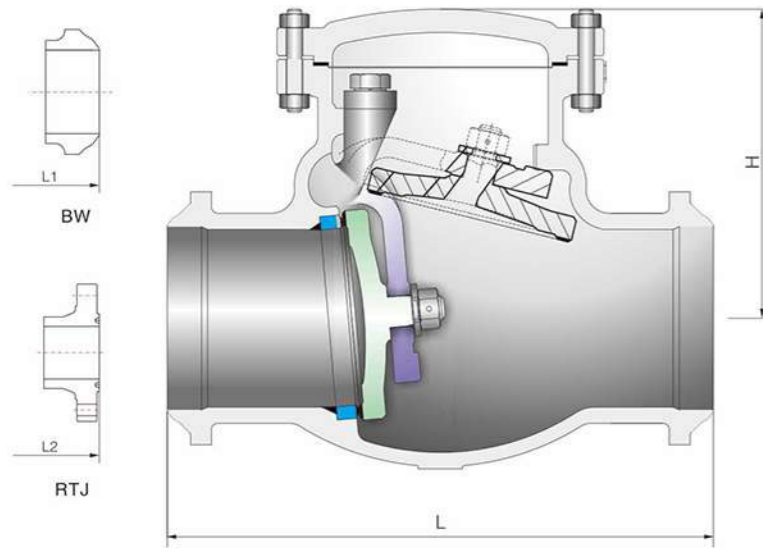
Tel:400-633-5118

CRYOGENIC CHECK VALVE



SUYAN VALVE

150LB 300LB



STANDARD MATERIAL

PART	MATERIAL
Body	ASTM A351 CF8/CF8M
Seat	ASTM A182 F316+STL.6
Hinge pin	ASTM A182 F304/F316
Gasket	SPW. SS316+Graphite/SS316
Cover stud	ASTM A193 B8/B8M
Cover nut	ASTM A194 8/8M
Cover	ASTM A351 CF8/CF8M
Washer	Stainless Steel
Disc	ASTM A351 CF8/CF8M+STL.6
Hinge	ASTM A351 CF8/CF8M
Disc nut	ASTM A194 8/8M
Name plate	SS304/SS316

DIMENSIONS

150LB

Size		L-L1 (RF-BW)		H		Weight	
in	mm	in	mm	in	mm	lb	kg
2"	50	7.99	203	6.02	153	33.07	15
2-1/2"	65	8.50	216	6.65	169	48.50	22
3"	80	9.50	241	7.13	181	61.73	28
4"	100	11.50	292	8.39	213	92.59	42
5"	125	14.02	356	10.55	268	125.66	57
6"	150	14.00	356	12.17	309	174.17	79
8"	200	19.50	495	14.45	367	288.81	131
10"	250	24.50	622	17.01	432	390.22	177
12"	300	27.48	698	19.76	502	621.71	282
14"	350	31.00	787	22.09	561	837.76	380
16"	400	34.00	864	23.31	592	1194.91	542
18"	450	38.50	978	27.64	702	1393.33	632
20"	500	38.50	978	27.95	710	1884.96	855
24"	600	51.00	1295	32.56	827	2138.50	970
26"	650	51.00	1295	35.31	897	2813.11	1276
28"	700	57.00	1448	36.80	935	3527.41	1600
30"	750	60.00	1524	38.20	970	4453.36	2020
32"	800	60.00	1524	49.20	1058	5357.26	2430
36"	900	77.01	1956	/	/	/	/

300LB

Size		L-L1 (RF-BW)		H		Weight	
in	mm	in	mm	in	mm	lb	kg
2"	50	10.50	267	6.97	177	44.09	20
2-1/2"	65	11.50	292	7.17	182	66.14	30
3"	80	12.50	318	9.09	231	88.19	40
4"	100	14.00	356	10.47	266	143.30	65
5"	125	15.75	400	11.22	285	185.19	84
6"	150	17.48	444	12.72	323	260.15	118
8"	200	21.00	533	15.47	393	425.49	193
10"	250	24.50	622	16.69	424	683.44	310
12"	300	28.00	711	21.30	541	992.09	450
14"	350	33.00	838	23.94	608	1311.76	595
16"	400	34.00	864	25.71	653	1851.89	840
18"	450	38.50	978	28.19	716	2056.92	933
20"	500	40.00	1016	27.41	696	2910.12	1320
24"	600	53.00	1346	31.34	796	4074.16	1848
26"	650	53.00	1346	36.60	930	5236.01	2375
28"	700	59.00	1499	45.80	1163	5864.33	2660
30"	750	62.75	1594	50.00	1270	8113.05	3680
32"	800	68.00	1727	50.00	1270	8113.05	3680
36"	900	82.01	2083	/	/	/	/

CRYOGENIC CHECK VALVE



SUYAN VALVE

600LB 900LB 1500LB 2500LB

DIMENSIONS

600LB

Size		L-L1 (RF-BW)		L2(RTJ)		H		Weight	
in	mm	in	mm	in	mm	in	mm	lb	kg
2"	50	11.50	292	11.63	295	7.20	184	66.14	30
2-1/2"	65	13.00	330	13.11	333	8.30	210	94.80	43
3"	80	14.00	356	14.12	359	9.10	232	121.25	55
4"	100	17.00	432	17.13	435	10.40	263	205.03	93
5"	125	20.00	508	20.12	511	11.60	295	352.74	160
6"	150	22.00	559	22.13	562	14.70	374	458.56	208
8"	200	26.00	660	26.12	663	16.80	426	747.37	339
10"	250	31.00	787	31.10	790	20.40	517	1205.93	547
12"	300	33.00	838	33.12	841	22.40	569	1576.31	715
14"	350	35.00	889	35.12	892	24.50	622	1951.10	885
16"	400	39.00	991	39.12	994	26.80	680	2888.07	1310
18"	450	43.00	1092	43.12	1095	29.60	752	3571.51	1620
20"	500	47.00	1194	47.25	1200	38.40	975	4673.82	2120
24"	600	55.00	1397	55.38	1407	43.70	1111	6834.37	3100
26"	650	57.00	1448	57.50	1461	43.70	1110	8377.61	3800
28"	700	63.00	1600	63.50	1613	46.90	1192	10141.32	4600
30"	750	65.00	1651	65.50	1664	/	/	/	/
36"	900	82.00	2083	82.60	2099	/	/	/	/

900LB

Size		L-L1 (RF-BW)		L2(RTJ)		H		Weight	
in	mm	in	mm	in	mm	in	mm	lb	kg
2"	50	14.50	368	14.63	372	11.18	284	154.32	70
2-1/2"	65	16.50	419	16.61	422	11.81	300	220.46	100
3"	80	15.00	381	15.12	384	12.01	305	242.51	110
4"	100	18.00	457	18.12	460	12.05	306	330.70	150
6"	150	24.00	610	24.13	613	16.65	423	672.41	305
8"	200	29.00	737	29.13	740	19.96	507	1124.36	510
10"	250	33.00	838	33.11	841	22.91	582	1785.75	810
12"	300	38.00	965	38.12	968	25.59	650	2469.19	1120
14"	350	40.50	1029	40.88	1039	27.01	686	3042.40	1380
16"	400	44.50	1130	44.88	1140	33.00	838	4188.80	1900
18"	450	48.00	1219	48.50	1232	33.00	839	6613.90	3000
20"	500	52.00	1321	52.50	1334	36.70	932	8818.54	4000
24"	600	61.00	1549	61.70	1568	36.70	933	11464.10	5200

1500LB

Size		L-L1 (RF-BW)		L2(RTJ)		H		Weight	
in	mm	in	mm	in	mm	in	mm	lb	kg
2"	50	14.50	368	14.61	371	11.18	284	154.32	70
2-1/2"	65	16.50	419	16.62	422	11.81	300	220.46	100
3"	80	18.50	470	18.63	473	13.07	332	330.70	150
4"	100	21.50	546	21.62	549	14.69	373	540.14	245
6"	150	27.75	705	28.00	711	19.76	502	1212.55	550
8"	200	32.75	832	33.15	842	23.94	608	2226.68	1010
10"	250	39.00	990.6	39.38	1000	25.55	649	3254.04	1476
12"	300	44.50	1130.3	45.12	1146	29.92	760	5026.57	2280
14"	350	49.50	1257	50.25	1276	37.40	950	6746.18	3060
16"	400	54.50	1384	55.38	1406	40.10	1020	9920.85	4500
18"	450	60.50	1537	61.40	1559	45.20	1147	13448.27	6100

2500LB

Size		L-L1 (RF-BW)		L2(RTJ)		H		Weight	
in	mm	in	mm	in	mm	in	mm	lb	kg
2"	50	17.75	451	17.87	454	16.40	416	319.67	145
2-1/2"	65	20.00	508	20.25	514	16.50	419	529.11	240
3"	80	22.75	578	23.00	584	17.40	441	727.53	330
4"	100	26.50	673	26.88	683	18.90	479	1433.01	650
6"	150	36.00	914	36.50	927	20.10	511	1776.94	806
8"	200	40.25	1022	40.87	1038	28.00	711	5335.21	2420
10"	250	50.00	1270	50.88	1292	33.50	851	8267.38	3750



CRYOGENIC CHECK VALVE



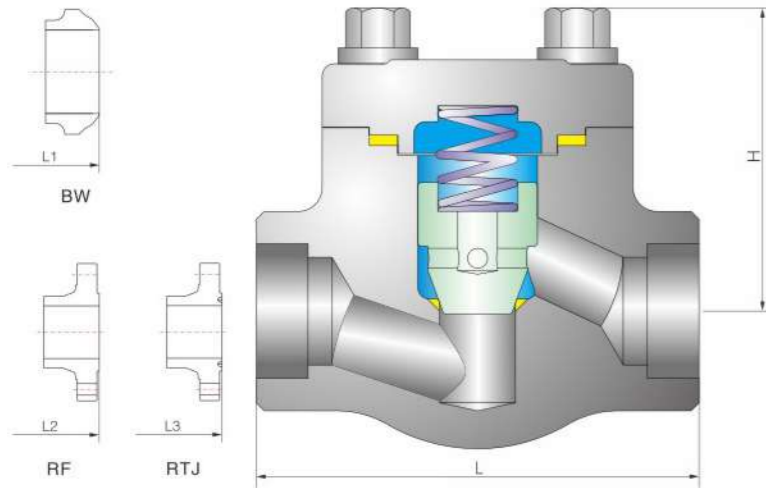
SUYAN VALVE

MEMO



SUYAN VALVE

150LB 300LB 600LB 800LB 900LB 1500LB 2500LB



STANDARD MATERIAL

PART	MATERIAL
Body	ASTM A182 F304/F316
Seat	STL.6 Overlay on Body
Gasket	SPW.SS304/SS316+Graphite
Cover stud	ASTM A193 B8/B8M
Cover	ASTM A182 F304/F316
Washer	Stainless Steel
Disc	ASTM A182 F304/F316+STL.6
Spring	SS304/SS316
Name plate	SS304/SS316

DIMENSIONS

150LB

Size		L(NPT/SW)		L1(RF-BW)		H		Weight	
in	mm	in	mm	in	mm	in	mm	lb	kg
1/2"	15	2.99	76	4.25	108	2.40	61	5.64	3
3/4"	20	3.62	92	4.61	117	2.40	61	7.43	3
1"	25	4.17	106	5.00	127	3.11	79	9.63	4
1 1/4"	30	4.72	120	5.51	140	3.74	95	18.01	8
1 1/2"	40	5.83	148	6.50	165	4.06	103	19.71	9
2"	50	6.77	172	7.99	203	4.65	118	27.87	13

300LB

Size		L(NPT/SW)		L1(RF)		L2(BW)		H		Weight	
in	mm	in	mm	in	mm	in	mm	in	mm	lb	kg
1/2"	15	2.99	76	5.98	152	5.98	152	2.40	61	6.02	3
3/4"	20	3.62	92	7.01	178	7.01	178	2.40	61	8.05	4
1"	25	4.17	106	7.99	203	8.50	216	3.11	79	10.45	5
1 1/4"	30	4.72	120	8.50	216	9.02	229	3.74	95	19.33	9
1 1/2"	40	5.83	148	9.02	229	9.49	241	4.06	103	21.16	10
2"	50	6.77	172	10.51	267	10.51	267	4.65	118	30.20	14

600LB

Size		L(NPT/SW)		L1(RF-BW)		H		Weight	
in	mm	in	mm	in	mm	in	mm	lb	kg
1/2"	15	2.99	76	6.50	165	2.40	61	6.61	3
3/4"	20	3.62	92	7.48	190	2.40	61	8.82	4
1"	25	4.17	106	8.50	216	3.11	79	12.85	6
1 1/4"	30	4.72	120	9.02	229	3.74	95	20.88	9
1 1/2"	40	5.83	148	9.49	241	4.06	103	22.27	10
2"	50	6.77	172	11.50	292	4.65	118	34.39	16

800LB

Size		L(NPT/SW)		H		Weight	
in	mm	in	mm	in	mm	lb	kg
3/8"	15	2.99	76	1.97	50	2.87	1
1/2"	15	2.99	76	1.97	50	3.09	1
3/4"	20	3.62	92	2.36	60	3.31	2
1"	25	4.17	106	2.76	70	6.83	3
1 1/4"	30	4.72	120	3.15	80	8.60	4
1 1/2"	40	5.83	148	3.35	85	12.35	6
2"	50	6.77	172	3.94	100	19.62	9
2 1/2"	65	8.66	220	4.72	120	27.56	13

900LB 1500LB

Size		L(NPT/SW)		L1(RF/BW)		L2(RTJ)		H		Weight	
in	mm	in	mm	in	mm	in	mm	in	mm	lb	kg
1/2"	15	4.37	111	/	/	/	/	2.95	75	3.53	2
3/4"	20	4.37	111	8.50	216	8.50	216	2.95	75	7.50	3
1"	25	4.37	111	9.00	229	9.00	229	2.95	75	7.72	4
1 1/4"	30	4.72	120	10.00	254	10.00	254	3.94	100	12.13	6
1 1/2"	40	5.98	152	11.00	279	11.00	279	4.33	110	13.23	6
2"	50	6.77	172	12.00	305	12.00	305	4.72	120	20.28	9
2 1/2"	65	8.66	220	14.50	368	14.60	371	5.51	140	28.44	13

2500LB

口径		L(NPT/SW)		L1(RF/BW)		L2(RTJ)		H		Weight	
in	mm	in	mm	in	mm	in	mm	in	mm	lb	kg
1/2"	15	5.51	140	10.39	264	10.39	264	5.91	150	22.05	10
3/4"	20	5.51	140	10.75	273	10.75	273	5.91	150	21.16	10
1"	25	7.32	186	12.13	308	12.13	308	6.69	170	20.72	9
1 1/4"	30	9.13	232	13.74	349	13.86	352	7.09	180	47.40	22
1 1/2"	40	9.13	232	15.12	384	15.24	387	7.48	190	46.30	21
2"	50	10.98	279	17.76	451	17.87	454	8.46	215	50.71	23



送审稿

Tel:400-633-5118